

Data Sheet for Joysticks

Finger Joystick

Series TRY17



- Single axis joystick / paddle controller
- Fully sealed for toughest usage conditions (IP67) – joint covered as well by sealing
- Contact-less Hall Effect sensors
- Dual outputs
- Immune to solidifying substances such as cement dust

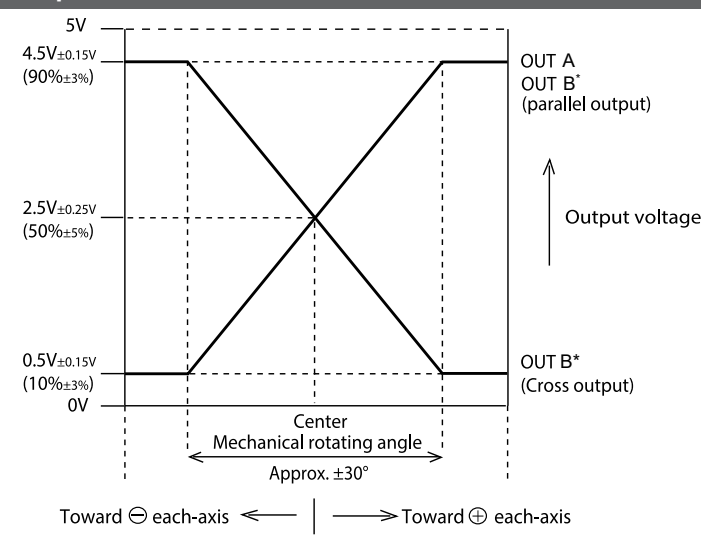
Series TRY17 is made for the toughest environments and withstands salt, mist, water, lubricants and almost all chemicals. This is possible due to a tight rubber boot that seals all the relevant parts towards the panel.

It is paddle-type joysticks of high precision and quality. Contactless Hall technology paired with a smooth and easy to operate mechanic are resulting in a long-lasting and reliably working joystick, suited for all (mild to extreme) environments in mobile remote controls, cleaning machines, material handling and agricultural vehicles.

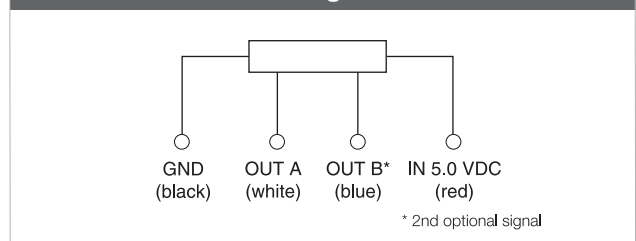
Technical Data

Sensor	Hall effect
Supply Voltage V_{supply}	5 ± 0.5 V transient free
Output Voltages	0 to 5 V / 0.5 to 4.5 V, dual crossed (or parallel) output
Center Voltage	$V_{supply}/2 \pm 5\%$ * full scale
Current Consumption	17 - 22 mA
Load resistance	min. 4.7 k Ω , recommended 100 k Ω pull down
Mechanical Operating Angle	$60^\circ (\pm 30^\circ)$ from center
Life Cycles	5 million cycles
Operating Temperature	-40°C to $+85^\circ\text{C}$
Storage Temperature	-40°C to $+85^\circ\text{C}$
Seal above Panel	IP67 above panel
ESD	EN61000-4-2 (8 kV contact / 15 kV air discharge)
EMC Immunity	100 V/m
Connector/Termination	Lead wires 300 \pm 30 mm AWG24

Output Characteristics



Terminal connection diagram



The sealing extends under the base of the joystick

Data Sheet for Joysticks

Finger Joystick

Series TRY17

Please contact us for information regarding sample or delivery times.

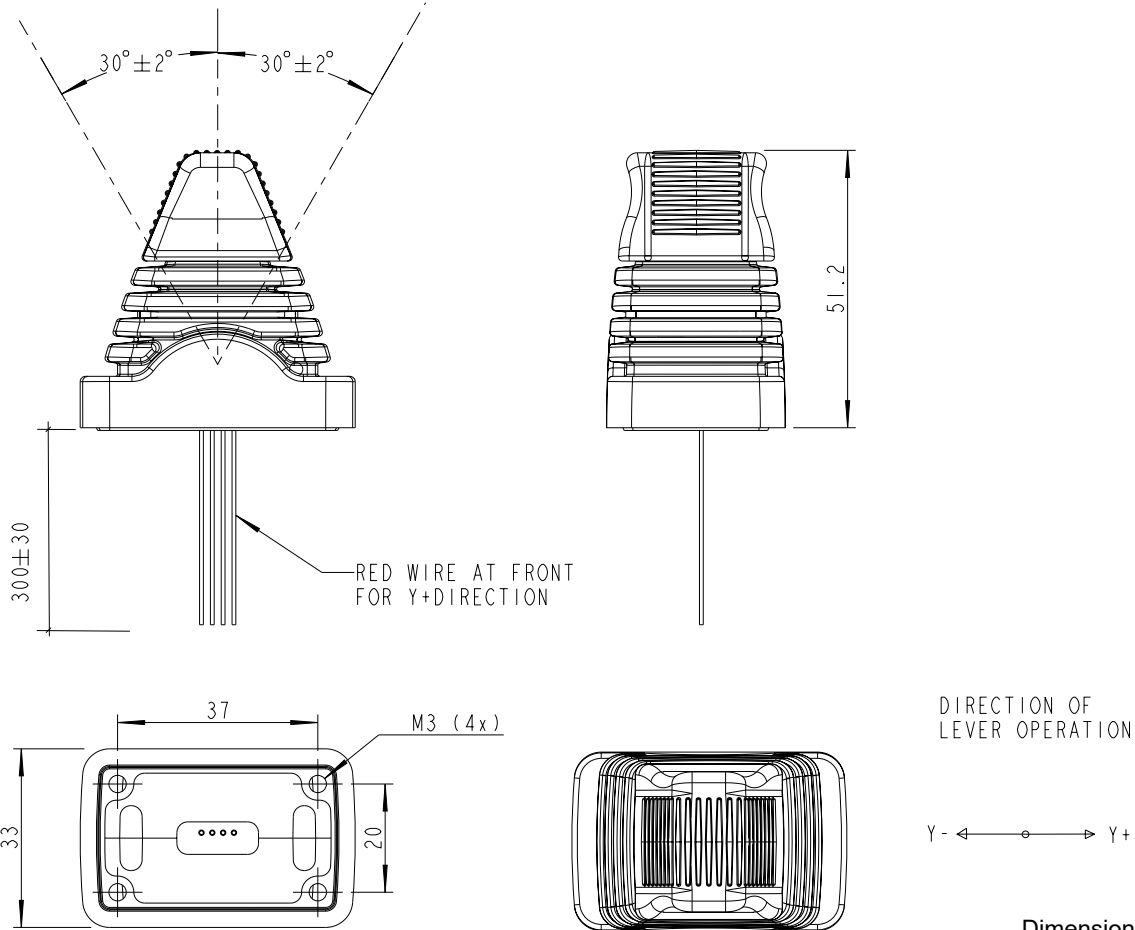
Order Code

Description	Selection: standard=black/bold , possible <i>options=grey/italics</i>				
Series	TRY17				
Axes 1 axis only	1				
Sealing Rubber boot		5			
Return mechanism Spring return to center			1		
Handle Standard handle "S", black				S	
Output options <i>Dual output, signals parallel</i>					<i>P</i>
Dual crossed output, signal 2 is inverted					X
Output signal <i>0 to 5.0 V (rail to rail)</i>					5
0.5 to 4.5 V					4

*For standard version TRY17 1 5 1 S X 4 the minimum order quantity is 1 pcs, for other versions the MOQ is 50 pcs.

For higher quantities additional options are available. Please contact us.

Drawing



Dimensions in mm