

Thermosiphon Engine Heaters

EE Model
Hazardous Location
Single Phase

1500-5000 Watts



EE Model without thermostat



EE Model with thermostat

Heaters with Thermostats

EE Models are only available with a fixed setting temperature sensor.

Temperature Range		Numerical Code
ON	OFF	
100°F (38C)	120°F (49C)	10

All heaters over 480 V with a thermostat must use a control box. See Control Systems page 30.

EE Replacement Thermostats

Example:

Model Number: EE130210-000
T-Stat Replacement: RSU10

Temperature Range		Sensing Unit
ON	OFF	
100°F (38C)	120°F (49C)	RSU10

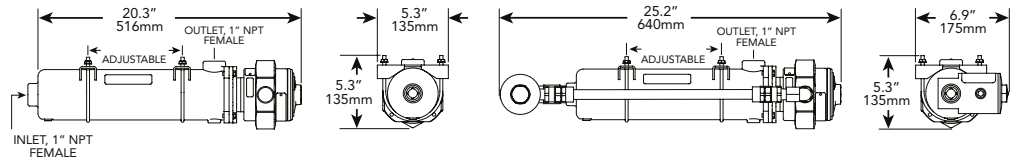
ADAPTER FITTINGS

For the use of 0.75" or 1" ID heater hose, hose barb adapters are available. See below.

HB-1	1" NPT to 1" hose barb adapter. Installs in 1" NPT female inlet or outlet of the heater.
HB-3/4	1" NPT to 0.75" hose barb adapter. Installs in 1" NPT female inlet or outlet of the heater.

Engine Displacement	Model Number with Thermostat	Volts	Watts	Phase	Amp
500 CID or less	EE115110-000	120	1500	1	12.5
	EE115810-000	208	1500	1	7.2
	EE115210-000	240	1500	1	6.3
500 - 600 CID	EE120110-000	120	2000	1	16.7
	EE120810-000	208	2000	1	9.6
	EE120210-000	240	2000	1	8.3
600 - 800 CID	EE125810-000	208	2500	1	12.0
	EE125210-000	240	2500	1	10.4
	EE125410-000	480	2500	1	5.2
800 - 1000 CID	EE130810-000	208	3000	1	14.4
	EE130210-000	240	3000	1	12.5
	EE130410-000	480	3000	1	6.3
1000 - 1350 CID	EE140810-000	208	4000	1	19.2
	EE140210-000	240	4000	1	16.7
	EE140410-000	480	4000	1	8.3
1350 - 1650 CID	EE150410-000	480	5000	1	10.4

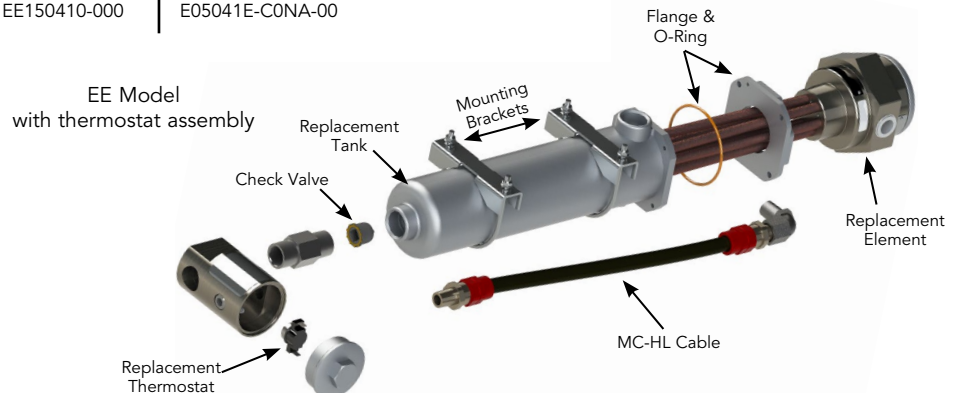
EE Model



Replacement Parts

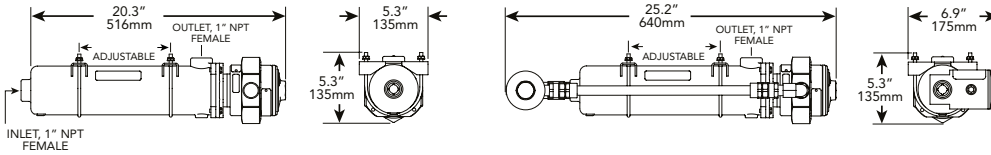
Model Number with Thermostat	Element Replacement
EE115110-000	REEE1151
EE115810-000	REEE1158
EE115210-000	REEE1152
EE115410-000	E01541E-50NA-00
EE120110-000	REEE1201
EE120810-000	REEE1208
EE120210-000	REEE1202
EE120410-000	E02041E-50NA-00
EE125810-000	REEE1258
EE125210-000	REEE1252
EE125410-000	E02541E-C0NA-00
EE130810-000	REEE1308
EE130210-000	REEE1302
EE130410-000	E03041E-50NA-00
EE140810-000	REEE1408
EE140210-000	REEE1402
EE140410-000	E04041E-50NA-00
EE150410-000	E05041E-C0NA-00

Common Replacement Parts available for all listed heaters	
Check Valve	RV-M
Flange	RF-L
Flange O-ring	TML-OR
Tank	RTL
MC-HL cable	PRP104301-029
Mounting Brackets	FK7



Engine Displacement	Model Number without Thermostat	Model Number with Thermostat	Volts	Watts	Phase	Amp
600 - 800 CID 9.8 - 13.1L	EE325800-000	EE325810-000	208	2500	3	6.9
	EE325200-000	EE325210-000	240	2500	3	6.0
	EE325400-000	EE325410-000	480	2500	3	3.0
800 - 1350 CID 13.1 - 22.1L	EE340800-000	EE340810-000	208	4000	3	11.1
	EE340200-000	EE340210-000	240	4000	3	9.6
	EE340400-000	EE340410-000	480	4000	3	4.8
1350 - 1650 CID 22.1 - 27.0L	EE350800-000	EE350810-000	208	5000	3	13.9
	EE350200-000	EE350210-000	240	5000	3	12.0
	EE350400-000	EE350410-000	480	5000	3	6.0

EE Model



Thermosiphon Engine Heaters

EE Model Hazardous Location Three Phase

2500-5000 Watts



EE Model without thermostat



EE Model with thermostat

Replacement Parts

Model Number without Thermostat	Model Number with Thermostat	Element Replacement
EE325800-000	EE325810-000	E02583E-30NA-00
EE325200-000	EE325210-000	E02523E-30NA-00
EE325400-000	EE325410-000	E02543E-30NA-00
EE340800-000	EE340810-000	E04083E-50NA-00
EE340200-000	EE340210-000	E04023E-50NA-00
EE340400-000	EE340410-000	E04043E-50NA-00
EE350800-000	EE350810-000	E05083E-50NA-00
EE350200-000	EE350210-000	E05023E-50NA-00
EE350400-000	EE350410-000	E05043E-50NA-00

Common Replacement Parts available for all listed heaters

Check Valve	RV-M
Flange	RF-L
Flange O-ring	TML-OR
Tank	RTL
MC-HL cable	PRP104301-029
Mounting Brackets	FK7

Heaters with Thermostats

EE Models are only available with a fixed setting temperature sensor.

Temperature Range	Numerical Code
ON OFF	10
100°F (38C) 120°F (49C)	

All 3 phase heaters with thermostat must use a control box. See Control Systems page 30.

EE Replacement Thermostats

Example:

Model Number: EE130210-000
T-Stat Replacement: RSU10

Temperature Range	Sensing Unit
ON OFF	RSU10
100°F (38C) 120°F (49C)	

ADAPTER FITTINGS

For the use of 0.75" or 1" ID heater hose, hose barb adapters are available. See below.

HB-1	1" NPT to 1" hose barb adapter. Installs in 1" NPT female inlet or outlet of the heater.
HB-3/4	1" NPT to 0.75" hose barb adapter. Installs in 1" NPT female inlet or outlet of the heater.

