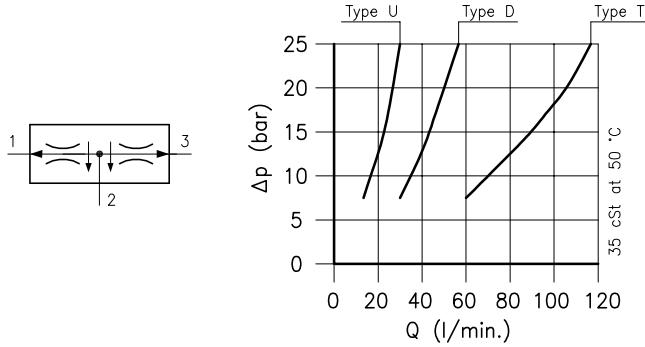
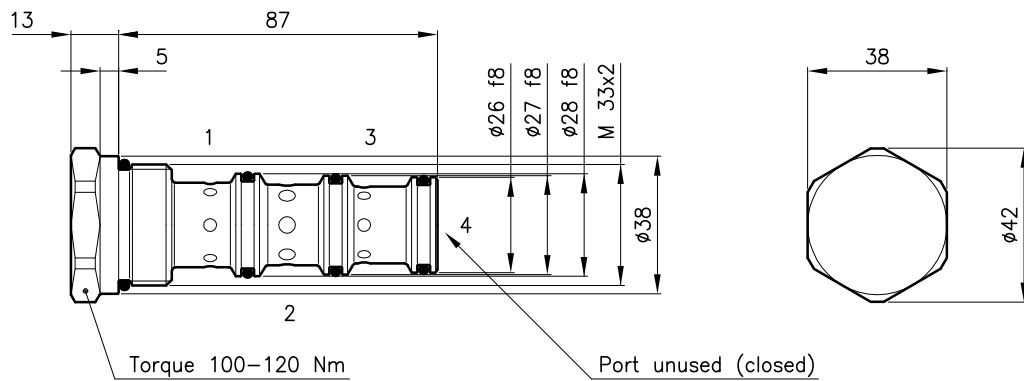


**Technical features**



Cavity	(For dimensions see catalogue 17.000)	S 50/4
Inlet flow range (l/min.)	type U	15 – 30
	type D	30 – 60
	type T	60 – 120
Max. pressure	(bar)	210
Fluid viscosity range	(cSt)	2.8 – 380
Fluid temperature range	(°C)	-20 +80
Mass	(kg)	0.510
Max. accuracy from 10 to 210 bar		5%
Standard flow division	(%)	50/50
Hydraulic fluid; mineral oil HM and HV		ISO 6074
Recommended filtration; 19/15 ISO 4466 (25 $\mu$ absolutes)		
Standard seals in Polyurethane and Buna N		

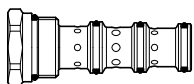
**Dimensions**



**Ordering informations**

**DCC 50/D**

**DCC 50** = Valve type



Inlet flow range

- U** = 15 – 30 l/min
- D** = 30 – 60 l/min
- T** = 60 – 120 l/min

Codes:

DCC 50/U	53 011 108
DCC 50/D	53 011 109
DCC 50/T	53 011 110
External seals kit	90 620 108

DCC 50 valves can be assembled on standard bodies 50-CC series; for dimensions see catalogue 16.011