



# DBT series Dual Rod Square Mounted Air Cylinder

## Product features

CHELIC

### Internal structure



### Specification

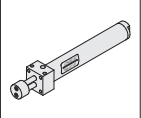
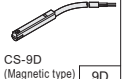
| Item                          | Bore size (mm)            | Ø25 ~ Ø40                     |
|-------------------------------|---------------------------|-------------------------------|
| Action                        |                           | Double acting                 |
| Fluid                         |                           | Air                           |
| Mounting type                 |                           | Side mounting, Front mounting |
| Pressure range                | Kgf/cm <sup>2</sup> (kPa) | 1 ~ 8.5 (100 ~ 850)           |
| Max. operating pressure       | Kgf/cm <sup>2</sup> (kPa) | 9.5 ( 950 )                   |
| Ambient and fluid temperature | °C                        | 0 ~ 60                        |
| Piston speed                  | mm/s                      | 50 ~ 700                      |
| Cushion                       |                           | Rubber washer                 |
| Lubrication                   |                           | Lubrication free type         |
| Bore size                     |                           | PT 1/8                        |
| Sensing device                |                           | With magnet                   |

### Standard stroke

Unit: mm

| Bore size | Standard stroke                       | Max. stroke | Maximum |
|-----------|---------------------------------------|-------------|---------|
| Ø25       | 25, 50, 75, 100, 150, 200<br>250, 300 | 300         | 500     |
| Ø30       | 25, 50, 75, 100, 150, 200<br>250, 300 | 300         |         |
| Ø40       | 25, 50, 75, 100, 150, 200<br>250, 300 | 300         |         |

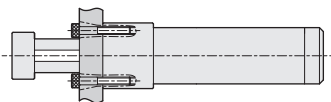
### Code of order

| <b>DBT</b>  | <b>25</b>                              | <b>150</b>  | <b>9D</b>  | <b>25A</b>   | <b>2</b>                |                       |     |     |     |     |     |     |  |          |          |
|---|--|---|--|--|-------------------------|-----------------------|-----|-----|-----|-----|-----|-----|--|----------|----------|
| Model   | Bore size                              | Stroke  | Sensor switch  | Mounting bracket   | Sensor/<br>Bracket q'ty |                       |     |     |     |     |     |     |  |          |          |
|  | 25 - Ø25mm<br>30 - Ø30mm<br>40 - Ø40mm | 25 - 25 mm<br>50 - 50 mm<br>75 - 75 mm<br>100 - 100mm<br>150 - 150mm<br>200 - 200mm<br>250 - 250mm<br>300 - 300mm | <br>CS-9D<br>(Magnetic type) 9D<br>None: Standard | <table border="1"> <thead> <tr> <th>Mark</th> <th>Cylinder (Inner dia.)</th> </tr> </thead> <tbody> <tr> <td>25A</td> <td>Ø25</td> </tr> <tr> <td>30A</td> <td>Ø30</td> </tr> <tr> <td>40A</td> <td>Ø40</td> </tr> </tbody> </table> | Mark                    | Cylinder (Inner dia.) | 25A | Ø25 | 30A | Ø30 | 40A | Ø40 | <table border="1"> <tbody> <tr> <td>1 : 1 PC</td> </tr> <tr> <td>2 : 2 PC</td> </tr> </tbody> </table> | 1 : 1 PC | 2 : 2 PC |
| Mark  | Cylinder (Inner dia.)                  |   |  |  |                         |                       |     |     |     |     |     |     |  |          |          |
| 25A   | Ø25                                    |   |  |  |                         |                       |     |     |     |     |     |     |  |          |          |
| 30A   | Ø30                                    |   |  |  |                         |                       |     |     |     |     |     |     |  |          |          |
| 40A   | Ø40                                    |   |  |  |                         |                       |     |     |     |     |     |     |  |          |          |
| 1 : 1 PC  |  |   |  |  |                         |                       |     |     |     |     |     |     |  |          |          |
| 2 : 2 PC  |  |   |  |  |                         |                       |     |     |     |     |     |     |  |          |          |

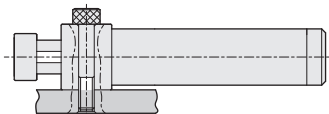
**DBT:**  
Block cylinder

### Mounting type

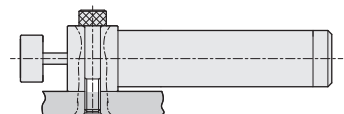
● Vertical mounting



● Slide mounting



● Top mounting



SBA

SDA

SDX

DBS2

DBF2

DBT

FDA

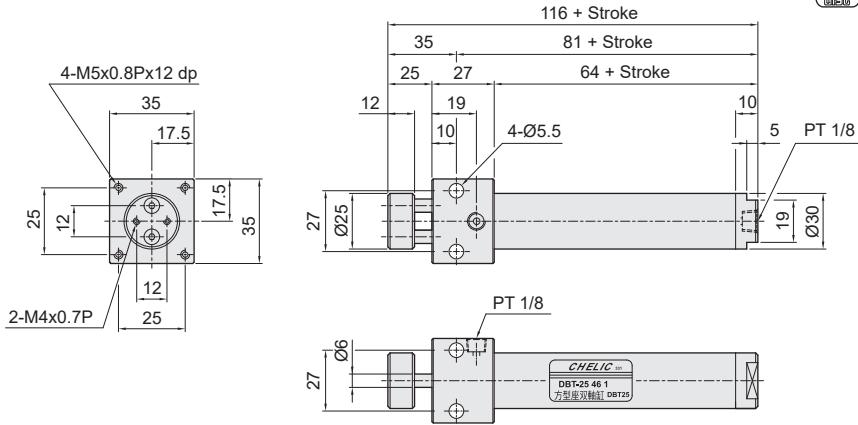
# DBT series Dual Rod Square Mounted Air Cylinder

## Dimensions

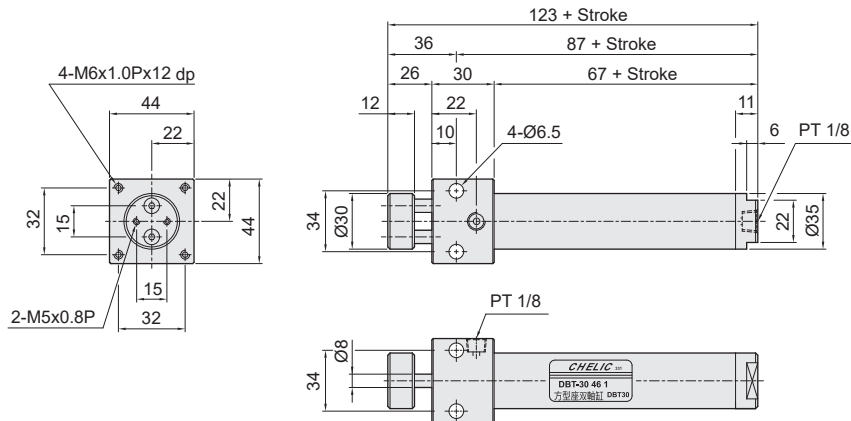
CHELIC

DBT 25 x

 DBT  x  ST



DBT 30 x



DBT 40 x

