



General data

Short-travel main switch for use in membrane keyboards under the overlay or with RK 90 keycaps, 250V, 4A max. A cut-out in the overlay is not required!

Content

KN 19 short-travel main switch
KN 19

4 - 74
4 - 76

KN 19 short-travel main switch



General data

The KN 19 makes it possible to implement a power switch directly in a low-profile data entry system. This eliminates the need for extra switches on the device and additional openings in the overlay. In this way, you can achieve an optimum of safety and a consistent design.

The contact opening widths comply with the VDE standards. The KN 19 can also be employed underneath RK 90 keycaps. Other actuation functions (momentary, latching/momentary) available on request.

Technical data

General information

Recommended key grid 19.05 x 38.1 mm

Dimensions

Length 37.8 mm
 Width 18.8 mm
 Overall height 9.7 mm

Mechanical design

Mounting on PCB
 Terminals solder terminals
 Contact system snap-action bridge contact
 Contact arrangement see order block
 Contact materials Ag
 Illumination 1 LED (max. 3 mm) possible

Degree of protection IP40
 Hot wire ignition acc. to IEC 60695-2-1 850 °C

Mechanical characteristics

Operating force max. 9±3 N
 Operating travel 0,55±0,15 mm
 Robustness max. 100 N

Electrical characteristics

Rated voltage min. AC 12 V
 Rated voltage min. DC 12 V
 Rated voltage max. DC 50 V
 Rated voltage max. AC 250 V
 Ohmic load AC 6 A
 Ohmic load DC min. 0.1 A
 Ohmic load DC max. 10 A

Contact resistance when new max. 50 mΩ
 Capacity input current AC max. 100 A
 Rated motor current AC 4 A
 Rated filament lamp current AC 2,4 A
 Bouncing time max. 10 ms

Other specifications

Ambient temp. operating min. -25 °C
 Ambient temp. operating max. +70 °C
 Storage temperature min. -40 °C
 Storage temperature max. +80 °C
 Resistance to constant environment according to IEC 600 68-2-3 and 2-30

Resistance at variable environment according to IEC 600 68-2-14 and 2-33

Approvals ENEC, UL and CSA
 Acc. to norm VDE:0630,0750; IEC:1058-1,601-1; EN:61058,60601-1

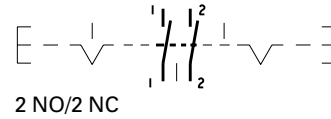
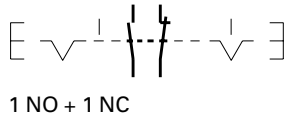
Operating life AC AC 250 V: 200000 /2A; 100000 /6A

Operating life DC 50000(10A/50V=)

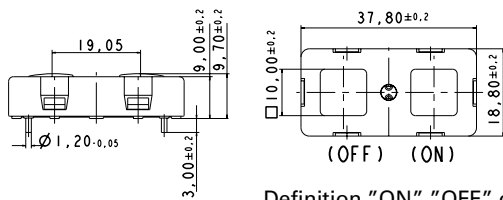
Soldering time max. 3 sec.
 Soldering temperature max. 350 °C

Defintion of flame class UL 94 VO

Circuit Diagram

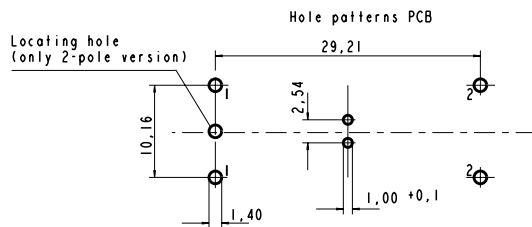


Dimensional Drawing



Definition "ON" "OFF" only valid for 2-pole version.

Hole Pattern



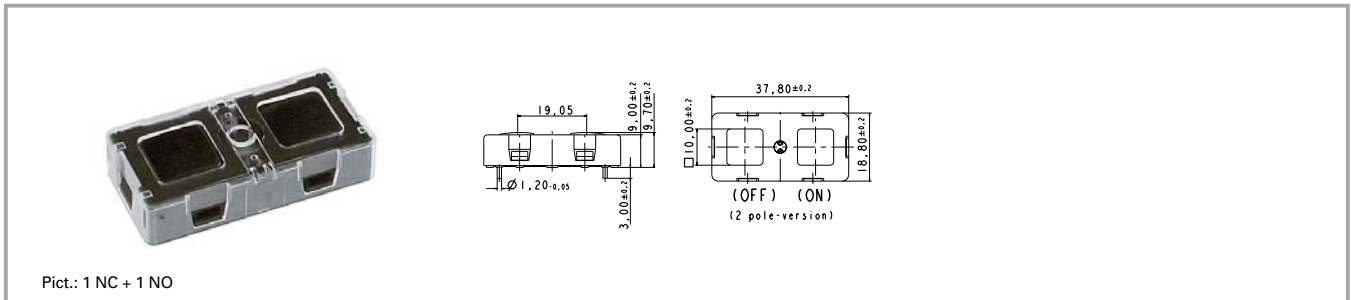
Locating hole only version 2 NO/2 NC

View on component side.

Accessories KN 19 short-travel main switch

Description	Photo	Order no.	Page
Absorption rubber for KN19		5.30.729.009/0000	

KN 19



Pict.: 1 NC + 1 NO

Contact arrangement	Rated voltage max. AC	Approvals	Order no.
1 NC + 1 NO	250 V	ENEC, UL and CSA	1.12.000.001/0000
2 NC / 2 NO	250 V	ENEC, UL and CSA	1.12.000.501/0000

Technical data see page 4 - 74

Accessories:

Absorption rubber for KN19: 5.30.729.009/0000

For keycaps, refer to RK 90 system design.

Positive opening NC contacts to IEC 60 947-5-1.

1-LED spot-illumination (max. 3 mm) possible.