


* PLC <--> Scale *

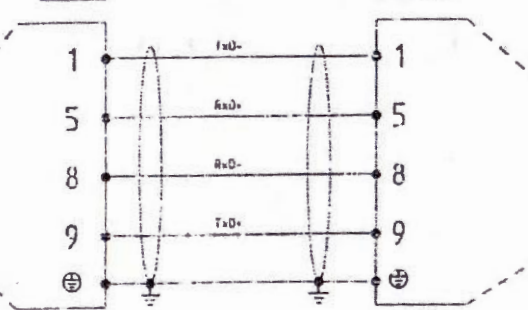
COMMUNICATION CARD WITH SCALE = CP340
 SCHEDA DI COMUNICAZIONE CON BILANCI = CP340

CARD POSITION No. -4-1

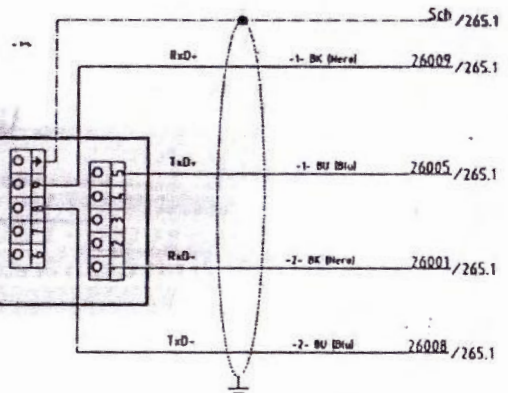


9 Pin Female
CONNECTOR

9 Pin Female
CONNECTOR



-260N11




Schermatura
:saldata sul connettore:

CP340 CARD CONFIGURATION: PASSIVE

1			Date	05-06-01
2			Draw	
3			Verif	
4	Res. Note	Rev. Date	Rev. No.	Norm.

PLC <--> Scale



RSP 1/1500-1T

Nr. DRAWING: 0046251

4) ELECTRIC DIAGRAM

PAGE 260 --> NEXT PAGE 265

