



# Measuring and monitoring relays Single- and three-phase

# Current and voltage monitoring relays

## Monitoring the parameters of single-phase mains

### Applications of current and voltage monitoring relays in single-phase mains

For the monitoring of currents and voltages in single-phase AC/DC systems, ABB's CM range contains a wide selection of powerful and compact devices all in only 22.5 mm wide. This measuring range includes current and voltage monitoring relays for over- and undercurrent protection, over- and undervoltage protection and phase loss monitoring – from 3 mA to 15 A and from 3 V to 600 V. Incorporating ABB's long-term experience the CM range provides highest safety and reliability for your electric installation.

#### Current monitoring

The ABB current monitoring relays CM-SRS.xx reliably monitor currents which exceed or fall below the selected threshold value. The functions overcurrent or undercurrent monitoring can be preselected. Single- and multifunction devices for monitoring of direct or alternating currents from 3 mA to 15 A are available.

#### Current window monitoring ( $I_{\min}$ , $I_{\max}$ )



The window monitoring relay CM-SFS.2x is the right solution if the application requires the simultaneous monitoring of over- and undercurrents.

#### Voltage monitoring

The ABB voltage monitoring relays CM-ESS.xx are used to monitor direct and alternating voltages within a range of 3 to 600 V. Over- or undervoltage detection can be preselected.

#### Voltage window monitoring ( $U_{\min}$ , $U_{\max}$ )

For the simultaneous detection of over- and undervoltages, the window monitoring relay CM-EFS.2 can be used.



# Three-phase monitoring relays

## Monitoring the parameters in three-phase mains

### Applications for three-phase monitoring relays in three-phase mains

**Only reliable and continuous monitoring of three-phase networks guarantees trouble-free and economic operation of machines and installations. Thus, the three-phase monitoring relays of the CM range monitor the phase voltages, phase sequence, phase unbalance and phase loss.**

#### Monitoring for over- and undervoltage

All electric devices can be damaged when operated continuously at voltages over or under their rated values. An overvoltage could potentially cause heating within the device. If the temperature is unduly high, component parts and thus whole devices or installations may fail or may be destroyed. Undervoltages involve the risk that the switching elements reach an undefined state. In this case, parts of the installation still function, but not others. This misoperation can result in damage of the product or installation. In the worst case, wrong voltages may even cause harm to the operating personnel.

#### Phase unbalance monitoring

If the supply by the three-phase system is unbalanced due to uneven distribution of the load, the motor will convert a part of the energy into reactive power. This energy gets lost unexploited; also the motor is exposed to higher thermal strain. Other thermal protection devices fail to detect continuing unbalances which can lead to damage or destruction of the motor. The CM range three-phase monitoring relays with phase unbalance monitoring can reliably detect this critical situation.

#### Phase failure detection

In case of a phase loss, undefined states of the installation are likely to occur. E.g. the startup process of motors is disturbed. All three-phase monitoring relays of the ABB CM range detect a phase loss as soon as the voltage of one phase drops below 60 % of its nominal value.

#### Phase sequence monitoring

A change of the phase sequence during operation or an incorrect phase sequence that is applied at start-up will cause a three-phase motor to run with reverse rotation. Certain motors when operated in the reverse direction will cause severe damage to connected loads such as pumps, screw compressors and fans. Especially for non-fixed or portable equipment, such as construction machinery, phase sequence detection prior to the start-up process is highly recommended. ABB offers three-phase monitoring relays with selectable phase sequence monitoring. This provides the capability of ignoring phase sequence conditions for applications, such as motors with forward and reverse rotation, where the phase sequence is unimportant.

#### Interrupted neutral

Under normal conditions, individual phase voltages are equal and the load causes the individual phase currents to vary. Systems that have neutral conductors accommodate this variation by a compensating current flow through the neutral conductor. If the neutral conductor breaks, the compensating current can no longer flow. As a result, the voltage is divided asymmetrically on the individual phases. This means that over- and undervoltages are produced in the individual phases and these can damage or even destroy the connected consumers. ABB offers three-phase monitoring relays that monitor the neutral conductor for interrupted neutral. The interruption of the neutral is detected by means of phase balance monitoring.

#### Automatic phase sequence correction

The new generation of ABB three-phase monitoring relays offers devices with automatic phase sequence correction. If phase sequence monitoring and phase sequence correction are activated, and in conjunction with a reversing contactor combination, it is ensured that for any non-fixed or portable equipment, e.g. construction machinery, the correct phase sequence is applied to the input terminals of the load.

# Current and voltage monitoring relays for single-phase AC/DC currents

## Current monitoring relays



## Voltage monitoring relays



Single-phase voltage and current monitoring relays protect sensitive equipment and control systems against undervoltage (brownout) or undercurrent events or overvoltage or overcurrent events. Different units with adjustable or fixed threshold values (trip points) are available.

All devices are available with two different terminal versions. You can choose between the proven screw connection technology (double-chamber cage connection terminals) and the completely tool-free Easy Connect Technology (push-in terminals).

### Characteristics of current monitoring relays

- Monitoring of DC and AC currents (3 mA to 15 A)
- TRMS measuring principle
- One device includes 3 measuring ranges
- Over- and/or undercurrent monitoring configurable <sup>1)</sup>
- CM-SFS.2 and CM-SRS.M: Latching function configurable
- Hysteresis adjustable (3-30 %) or fixed hysteresis (5 %) <sup>1)</sup>
- Precise adjustment by front-face operating controls
- Screw connection technology or Easy Connect Technology available
- Housing material for highest fire protection classification UL 94 V-0
- Tool-free mounting on DIN rail as well as demounting
- 22.5 mm (0.89 in) width
- 3 LEDs for status indication







<sup>1)</sup> depending on device

### Characteristics of voltage monitoring relays

- Monitoring of DC and AC voltages (3-600 V)
- TRMS measuring principle
- One device includes 4 measuring ranges
- Over- and/or undervoltage monitoring configurable <sup>1)</sup>
- CM-ESS.M and CM-EFS.2: Latching function configurable
- Hysteresis adjustable (3-30 %) or fixed hysteresis (5 %) <sup>1)</sup>
- Precise adjustment by front-face operating controls
- Screw connection technology or Easy Connect Technology available
- Housing material for highest fire protection classification UL 94 V-0
- Tool-free mounting on DIN rail as well as demounting
- 22.5 mm (0.89 in) width
- 3 LEDs for status indication

<sup>1)</sup> depending on device

### Approvals for current and voltage monitoring relays

-  UL 508, CAN/CSA C22.2 No.14
-  GL
-  EAC
-  CB Scheme
-  CCC
-  RMRS

### Marks for current and voltage monitoring relays

-  CE
-  C-Tick

# Single- / multifunctional monitoring relays for monitoring of three-phase mains

## Singlefunctional



## Multifunctional



The reliable and continuous monitoring of three-phase networks guarantees trouble-free and economic operation of machines and installations.

The most multifunctional devices in the EPR assortment are the CM-MPS/N monitoring relays for rated voltage levels up to 820 V AC and 400 Hz. Additionally a variety of economic and cost-efficient three-phase monitoring relays are offered in this range with specialized functionality.







Most devices are available with two different terminal versions. You can choose between the proven screw connection technology (double-chamber cage connection terminals) and the completely tool-free Easy Connect Technology (push-in terminals).

### Characteristics

- Monitoring of three-phase mains for phase sequence (can be switched off), phase failure, phase unbalance over- and undervoltage <sup>1)</sup>
- TRMS measuring principle
- Threshold values are adjustable as absolute values <sup>1)</sup>
- Powered by the measuring circuit
- Precise adjustment by front-face operating controls
- Screw connection technology or Easy Connect Technology available
- Housing material for highest fire protection classification UL 94 V-0
- Tool-free mounting on DIN rail as well as demounting
- S-range: 22.5 mm (0.89 in) width
- N-range : 45 mm (1.78 in) width
- 3 LEDs for status indication

<sup>1)</sup> depending on device

### Approvals

	UL 508, CAN/CSA C22.2 No.14	(not for CM-MPN.72)
	GL	(not for devices in E-housing)
	EAC	
	CB Scheme	(CM-PAS, CM-PSS, CM-PVS pending)
	CCC	
	RMRS	(not for CM-PFS)

### Marks

	CE	
	C-Tick	(CM-PVS.81 pending)



# Current and voltage monitoring relays

## Ordering data

Type	Rated control supply voltage	Connection technology	Measuring ranges	Order code
CM-SRS.11P	24-240 V AC/DC	Push-in terminals	3-30 mA, 10-100 mA, 0.1-1 A	1SVR740840R0200
	110-130 V AC			1SVR740841R0200
	220-240 V AC			1SVR740841R1200
CM-SRS.11S	24-240 V AC/DC	Screw terminals	3-30 mA, 10-100 mA, 0.1-1 A	1SVR730840R0200
	110-130 V AC			1SVR730841R0200
	220-240 V AC			1SVR730841R1200
CM-SRS.12S	24-240 V AC/DC	Screw terminals	0.3-1.5 A, 1-5 A, 3-15 A	1SVR730840R0300
	110-130 V AC			1SVR730841R0300
	220-240 V AC			1SVR730841R1300
CM-SRS.21S	24-240 V AC/DC	Screw terminals	3-30 mA, 10-100 mA, 0.1-1 A	1SVR730840R0400
	110-130 V AC			1SVR730841R0400
	220-240 V AC			1SVR730841R1400
CM-SRS.21P	24-240 V AC/DC	Push-in terminals	3-30 mA, 10-100 mA, 0.1-1 A	1SVR740840R0400
	110-130 V AC			1SVR740841R0400
	220-240 V AC			1SVR740841R1400
CM-SRS.22S	24-240 V AC/DC	Screw terminals	0.3-1.5 A, 1-5 A, 3-15 A	1SVR730840R0500
	110-130 V AC			1SVR730841R0500
	220-240 V AC			1SVR730841R1500
CM-SRS.M1P	24-240 V AC/DC	Push-in terminals	3-30 mA, 10-100 mA, 0.1-1 A	1SVR740840R0600
CM-SRS.M1S		Screw terminals		1SVR730840R0600
CM-SRS.M2S		Screw terminals		0.3-1.5 A, 1-5 A, 3-15 A
CM-SFS.21P	24-240 V AC/DC	Push-in terminals	3-30 mA, 10-100 mA, 0.1-1 A	1SVR740760R0400
CM-SFS.21S		Screw terminals		1SVR730760R0400
CM-SFS.22S		Screw terminals		0.3-1.5 A, 1-5 A, 3-15A
CM-ESS.1P	24-240 V AC/DC	Push-in terminals	3-30 V, 6-60 V, 30-300 V, 60-600 V	1SVR740830R0300
	110-130 V AC			1SVR740831R0300
	220-240 V AC			1SVR740831R1300
CM-ESS.1S	24-240 V AC/DC	Screw terminals	3-30 V, 6-60 V, 30-300 V, 60-600 V	1SVR730830R0300
	110-130 V AC			1SVR730831R0300
	220-240 V AC			1SVR730831R1300
CM-ESS.1P	24-240 V AC/DC	Push-in terminals	3-30 V, 6-60 V, 30-300 V, 60-600 V	1SVR740830R0300
	110-130 V AC			1SVR740831R0300
	220-240 V AC			1SVR740831R1300
CM-ESS.1S	24-240 V AC/DC	Screw type terminals	3-30 V, 6-60 V, 30-300 V, 60-600 V	1SVR730830R0300
	110-130 V AC			1SVR730831R0300
	220-240 V AC			1SVR730831R1300
CM-ESS.1P	24-240 V AC/DC	Push-in terminals	3-30 V, 6-60 V, 30-300 V, 60-600 V	1SVR740830R0300
	110-130 V AC			1SVR740831R0300
	220-240 V AC			1SVR740831R1300
CM-ESS.1S	24-240 V AC/DC	Screw type terminals	3-30 V, 6-60 V, 30-300 V, 60-600 V	1SVR730830R0300
	110-130 V AC			1SVR730831R0300
	220-240 V AC			1SVR730831R1300
CM-ESS.MP	24-240 V AC/DC	Push-in terminals	3-30 V, 6-60 V, 30-300 V, 60-600 V	1SVR740830R0500
CM-ESS.MS		Screw type terminals		1SVR730830R0500
CM-ESS.MP		Push-in terminals		1SVR740830R0500
CM-ESS.MS	24-240 V AC/DC	Screw type terminals	3-30 V, 6-60 V, 30-300 V, 60-600 V	1SVR730830R0500
CM-EFS.2P	24-240 V AC/DC	Push-in terminals	3-30 V, 6-60 V, 30-300 V, 60-600 V	1SVR740750R0400
CM-EFS.2S	24-240 V AC/DC	Screw type terminals	3-30 V, 6-60 V, 30-300 V, 60-600 V	1SVR730750R0400

# Three-phase monitoring relays

## Ordering data

Type	Rated control supply voltage = measuring voltage	Interrupted neutral monitoring	Connection technology	Order code
CM-MPS.11P	3 x 90-170 V AC	yes	Push-in terminals	1SVR740885R1300
CM-MPS.11S		yes	Screw terminals	1SVR730885R1300
CM-MPS.21P	3 x 180-280 V AC	yes	Push-in terminals	1SVR740885R3300
CM-MPS.21S		yes	Screw terminals	1SVR730885R3300
CM-MPS.31P	3 x 160-300 V AC	no	Push-in terminals	1SVR740884R1300
CM-MPS.31S		no	Screw terminals	1SVR730884R1300
CM-MPS.41P	3 x 300-500 V AC	no	Push-in terminals	1SVR740884R3300
CM-MPS.41S		no	Screw terminals	1SVR730884R3300
CM-MPS.23P	3 x 180-280 V AC	yes	Push-in terminals	1SVR740885R4300
CM-MPS.23S		yes	Screw terminals	1SVR730885R4300
CM-MPS.43P	3 x 300-500 V AC	no	Push-in terminals	1SVR740884R4300
CM-MPS.43S		no	Screw terminals	1SVR730884R4300
CM-MPN.52P	3 x 350-580 V AC	no	Push-in terminals	1SVR760487R8300
CM-MPN.52S		no	Screw terminals	1SVR750487R8300
CM-MPN.62P	3 x 450-720 V AC	no	Push-in terminals	1SVR760488R8300
CM-MPN.62S		no	Screw terminals	1SVR750488R8300
CM-MPN.72P	3 x 530-820 V AC	no	Push-in terminals	1SVR760489R8300
CM-MPN.72S		no	Screw terminals	1SVR750489R8300
CM-PSS.31P	3 x 380 V AC	no	Push-in terminals	1SVR740784R2300
CM-PSS.31S		no	Screw terminals	1SVR730784R2300
CM-PSS.41P	3 x 400 V AC	no	Push-in terminals	1SVR740784R3300
CM-PSS.41S		no	Screw terminals	1SVR730784R3300
CM-PVS.31P	3 x 160-300 V AC	no	Push-in terminals	1SVR740794R1300
CM-PVS.31S		no	Screw terminals	1SVR730794R1300
CM-PVS.41P	3 x 300-500 V AC	no	Push-in terminals	1SVR740794R3300
CM-PVS.41S		no	Screw terminals	1SVR730794R3300
CM-PVS.81P	3 x 200-400 V AC	no	Push-in terminals	1SVR740794R2300
CM-PVS.81S		no	Screw terminals	1SVR730794R2300
CM-PAS.31P	3 x 160-300 V AC	no	Push-in terminals	1SVR740774R1300
CM-PAS.31S		no	Screw terminals	1SVR730774R1300
CM-PAS.41P	3 x 300-500 V AC	no	Push-in terminals	1SVR740774R3300
CM-PAS.41S		no	Screw terminals	1SVR730774R3300
CM-PBE	3 x 380-440 V AC, 220-240 V AC	yes	Screw terminals	1SVR550881R9400
CM-PBE	3 x 380-440 V AC	no	Screw terminals	1SVR550882R9500
CM-PVE	3 x 320-460 V AC, 185-265 V AC	yes	Screw terminals	1SVR550870R9400
CM-PVE	3 x 320-460 V AC	no	Screw terminals	1SVR550871R9500
CM-PFS.S	3 x 200-500 V AC	no	Screw terminals	1SVR730824R9300
CM-PFS.P		no	Push-in terminals	1SVR740824R9300

# Contact us

## ABB STOTZ-KONTAKT GmbH

<http://www.abb.com/lowvoltage>

- > Control Products
- > Electronic Relays and Controls
- > Three Phase Monitors
- > Single Phase Monitors

[www.abb.com/contacts](http://www.abb.com/contacts)

### Note:

We reserve the right to make technical changes or modify the contents of this document without prior notice. With regard to purchase orders, the agreed particulars shall prevail. ABB AG does not accept any responsibility whatsoever for potential errors or possible lack of information in this document.

We reserve all rights to this document and the subject matter and illustrations contained therein. Any reproduction, disclosure to third parties or utilisation of its contents – in whole or in part – is forbidden without prior written consent from ABB AG.

Copyright© 2014 ABB  
All rights reserved